



**HONDA**



**CR-V**

It returns.  
To revolutionise standards.  
With more power from a new engine.

It returns.  
With a commanding presence that rules the road.  
And next generation advanced technology for an unbeatable drive.

Behold the CR-V.  
It's back to excite with a new look and unmatched innovations.  
Destined to reign supreme.

# SUPREMACY RETURNS



# CR-V

# SUPREMACY RETURNS TO CAPTIVATE

---

The CR-V marks its comeback with a bold new look. Its iconic high profile and distinctive accents command respect on the road. Honda's signature SUV is now redesigned with refined craftsmanship.



## LED HEADLIGHTS WITH LED DAYTIME RUNNING LIGHTS

---

When night falls, the CR-V shines with bright LED Headlights that illuminate the way forward. When the day breaks, the CR-V stands out with its LED DRL.



## LED FOG LIGHTS

---

LED Fog Lights boost brightness to enhance visibility in low lighting conditions.







### PROGRAMMABLE POWER TAILGATE\*

Access your boot space effortlessly. The CR-V's height-adjustable Power Tailgate opens automatically to your preferred height with a push of a button.



### TAILGATE SPOILER & LED TAILLIGHTS

Accentuate your CR-V's attitude with a sleek tailgate spoiler and eye-catching LED Taillights.



### SMART ENTRY

Lock and unlock the doors with the smart key in your pocket. Sensors on the door handle make locking the CR-V convenient.



### DUAL TONE ALLOY WHEELS

A set of polished Dual Tone Alloy Wheels complete the CR-V's bold new look.



### SIDE MIRRORS WITH TURNING LIGHTS

Signal your movements with power retractable side mirrors equipped with turning lights.



## EARTH DREAMS TECHNOLOGY

### 1.5L VTEC TURBOCHARGED ENGINE\*\*

At the heart of the CR-V lies a masterfully engineered 1.5L turbocharged engine that performs like a 2.4L engine. Honda's Earth Dreams Technology™ ensures it is as fuel efficient as it is powerful. A fuel consumption ratio of 7.0L/100km# qualifies the CR-V as an Energy Efficient Vehicle (EEV).

# SUPREMACY RETURNS WITH STRENGTH

Power and presence – that's how the CR-V conquers every drive. With a powerful new engine and high ground clearance, the CR-V is built to take on all terrains swiftly.

\*\*Applicable for 1.5 TC 2WD & 4WD and 1.5 TC-P 2WD variants only. #Based on UN R101 Test Result. Actual model, features and specifications may vary in detail from image shown. Subject to change without prior notice.



## CRUISE CONTROL

Turn on Cruise Control at your desired speed and let the CR-V set the pace.




## PADDLE SHIFT

Change gears quickly and precisely for an exciting drive – without your hands ever leaving the steering wheel.



## ECON MODE

Cruise smoothly with ECON Mode, which increases fuel efficiency at the touch of a button.



## IMPROVED 4WD DRIVING PERFORMANCE\*\*\*

The CR-V adapts to all driving conditions. It optimises engine torque for better acceleration, traction and stability on all terrains. This allows swift and smooth driving from standstills, around corners and over uneven surfaces.





## SUPREMACY RETURNS WITH SOPHISTICATION

---

Step into the CR-V and embrace a first-class driving experience. Its interior is tastefully finished with refined touches and immaculate attention to detail. From advanced features to cutting-edge innovations, the CR-V has it all.





### DIGITAL DASHBOARD DISPLAY (TFT)

The CR-V's redesigned meter cluster with innovative features provides you with extensive information about the CR-V and your drive.



### 7" ADVANCED DISPLAY AUDIO

Access your favourite tunes with a brilliant touchscreen that's intuitive and responsive.



### SMARTPHONE CONNECTIVITY

Stay connected with the familiar look of your smartphone and access your apps seamlessly with *Apple Carplay™* or *Android Auto™\*\*\*\**.



### 4WD TORQUE DISTRIBUTION MONITOR\*\*\*

See where the CR-V is sending torque to as it improves directional stability and driving control.



### DRIVER ATTENTION MONITOR

Ever-intuitive, the CR-V alerts you with sounds and vibrations when it detects your attention level is low.



### HANDS-FREE TELEPHONE WITH VOICE RECOGNITION

Make and receive calls while keeping your hands on the steering wheel. Push a button and navigate the CR-V's menus with your voice.



### PUSH START BUTTON

Awaken the CR-V and conquer your day with a press of a button.



### CALL FUNCTION



### MUSIC DISPLAY



### FM RADIO DISPLAY



# SUPREMACY RETURNS WITH DISTINCTIVE ELEGANCE

Every trip in the CR-V is always engaging, whether you're driving or being driven. Its spacious and quiet cabin is redesigned to enhance calm and comfort. Complete with fine finishing that gives the CR-V its trademark premium interior.

## LEATHER SEATS\*\*\*\*\*

Enter the CR-V and you'll be greeted by supple Leather Seats that invite you to your next journey.

\*\*\*\*\*Combi Leather.  
Actual model, features and specifications may vary in detail from image shown. Subject to change without prior notice.



### 8-WAY DRIVER POWER SEAT WITH 4-WAY LUMBAR SUPPORT

Fine tune your driving position with a fully adjustable driver's seat that supports your posture for ultimate comfort.



### MULTI-FUNCTION CENTRE CONSOLE WITH CONNECTIVITY PORTS

There's room for all your necessities with clever use of space. Rearrange the Multi-Function Centre Console to fit large and small items securely. All while keeping your devices connected and charged.



### DUAL ZONE AIR CONDITIONING

The CR-V's Dual Zone Air Conditioning lets you and your passenger set the temperature separately to suit your individual preferences.



### REAR AIR CONDITIONING VENTILATION & USB CHARGING PORTS

Keep passengers seated in the back cool and comfortable with dedicated Rear Air Conditioning Ventilation plus USB charging ports for convenience.



# SUPREMACY RETURNS WITH ENHANCED SAFETY

Advanced safety features keep you well-protected in the CR-V. The CR-V is equipped with revolutionary driver-assistive technologies and intuitive corrective measures for improved visibility. Take command of the CR-V with full confidence.



## 6 AIRBAGS

Airbags envelop the front and side of the CR-V's interior to dampen impact in the event of a collision.



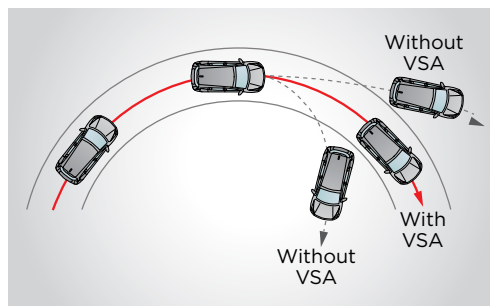
## HILL START ASSIST (HSA)

When you stop on a hill, HSA helps you hold your ground to prevent your car from rolling backwards when you release your brakes.



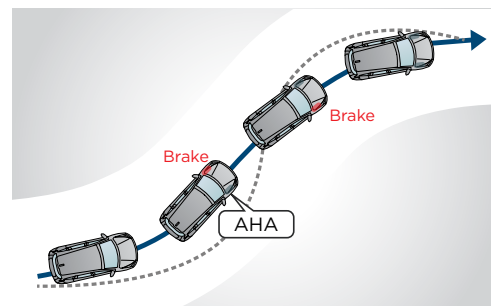
## EMERGENCY STOP SIGNAL (ESS)

During emergency braking situations, the CR-V's taillights and hazard lights flash rapidly to alert other drivers.



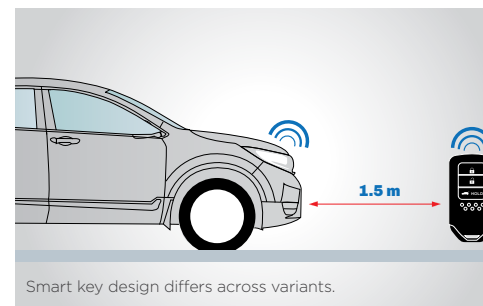
## VEHICLE STABILITY ASSIST (VSA)

The CR-V stays stable around corners as VSA keeps understeer and oversteer under control automatically.



## AGILE HANDLING ASSIST (AHA)

Approach every bend with confidence. AHA improves cornering ability by applying brake pressure to individual wheels automatically. This reduces the need for corrective steering.



## WALK AWAY AUTO LOCK

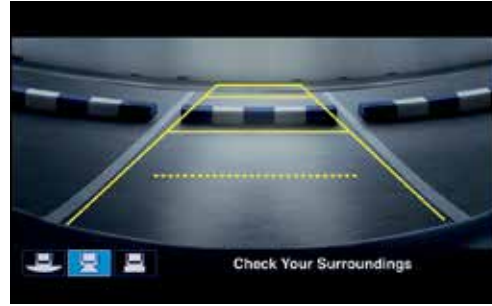

The CR-V keeps itself protected, even if it slips your mind. Leave the door unlocked for 30 seconds or walk 1.5 metres away and the doors will lock automatically.



## ISO FIX

Keep your little ones safe with ISO Fix anchor points, the global standard for child car seat safety.





### MULTI-ANGLE REARVIEW CAMERA

When reversing, a wide-angle camera with multiple views give you a comprehensive view of what's behind.



### Honda LANEWATCH\*

With LaneWatch, you'll always be aware of your CR-V's surroundings as it eliminates blind spots with a camera mounted on the passenger side mirror.



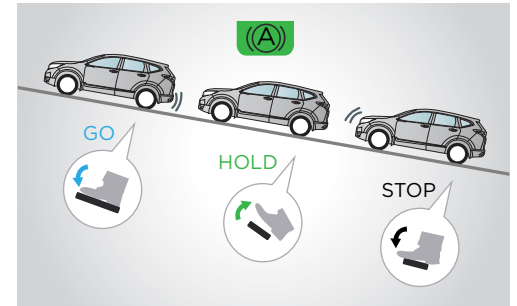
### ACTIVE CORNERING LIGHTS\*

See ahead of the curve with Active Cornering Lights that provide better visibility around corners as you turn.



### ELECTRIC PARKING BRAKE

Keep the CR-V parked with the pull of a switch. The Electric Parking Brake assures a firm hold on the brakes with minimum effort.



### AUTO BRAKE HOLD (ABH)

ABH relieves the fatigue of constant braking especially in heavy traffic by applying brake pressure for you.

\*Applicable for 1.5 TC-P 2WD variant only.  
Actual model, features and specifications may vary in detail from images shown. Subject to change without prior notice.



# SUPREMACY RETURNS WITH ADVANCED TECHNOLOGY

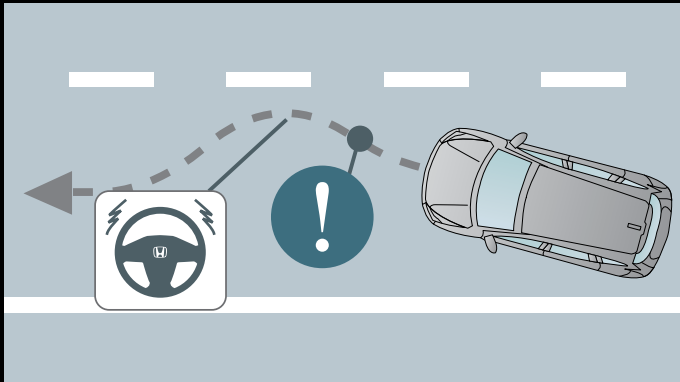
---

## Honda SENSING™

Drive confidently with an advanced suite of driver-assistive technologies that improve driving safety. Honda Sensing™\* is a next generation technology that utilises a radar and cameras to detect imminent danger and reduce the likelihood of collision.

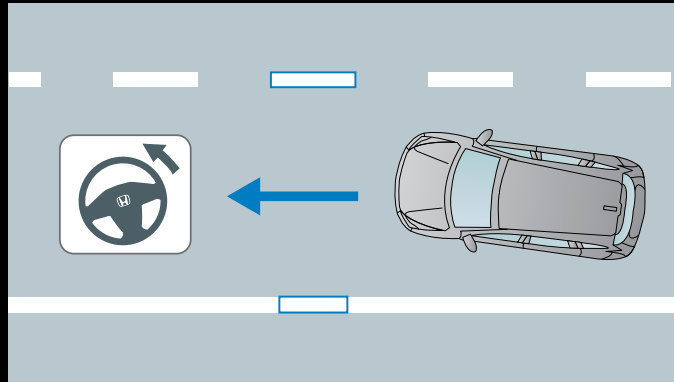
\*Applicable for 1.5 TC-P 2WD variant only.

Honda Sensing™ alerts and assists drivers to drive safely on the road. Honda Sensing™ functions best in conducive weather and visibility conditions. Keep the radar and cameras clean and unobstructed for optimum performance. Despite the capabilities of Honda Sensing™, drivers remain responsible for safely operating the vehicle and avoiding collisions. Drivers should always keep their hands on the steering wheel and be in control of their driving behaviour at all times.



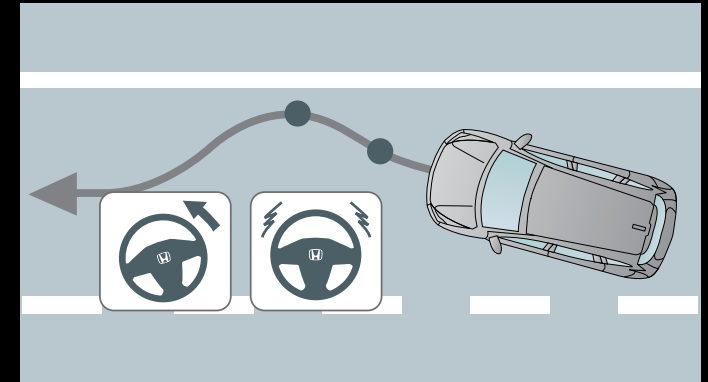
### LANE DEPARTURE WARNING

The steering wheel vibrates and alerts you when you're drifting out of the lane without activating the turn signal.



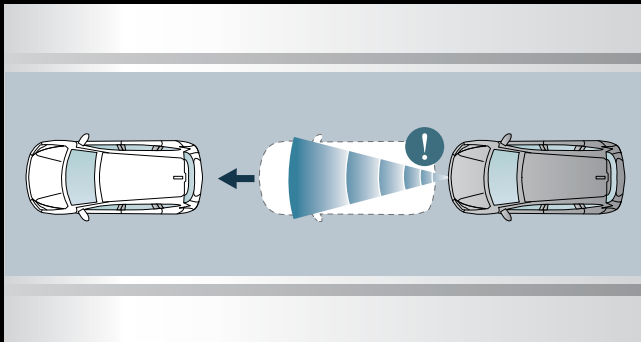
### LANE KEEP ASSIST SYSTEM

Alerts you then gently corrects your steering to bring you back to the centre of the lane when it senses your vehicle leaving the lane.



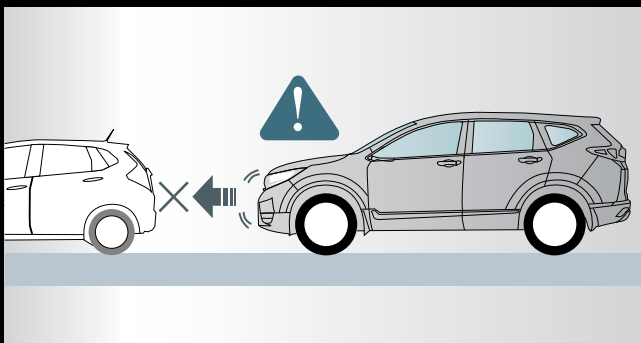
### ROAD DEPARTURE MITIGATION

Alerts you if you're leaving the road, and guides you back by correcting your steering and applying brakes.



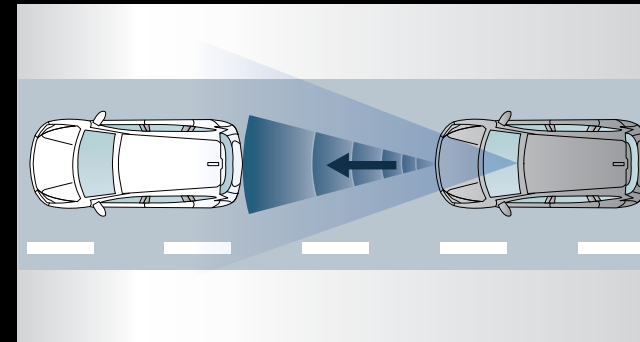
### FORWARD COLLISION WARNING

Alerts you when there is a risk of collision with the vehicle ahead.



### COLLISION MITIGATION BRAKING SYSTEM

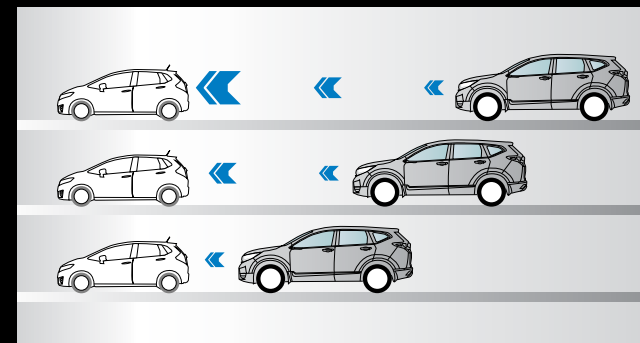
Applies brakes when it senses an increasing risk of collision.



### ADAPTIVE CRUISE CONTROL

Sets a fixed cruising speed and distance behind vehicles\*\*.

\*\*Works together with Low Speed Follow



### LOW SPEED FOLLOW

Starts and stops automatically with the flow of traffic\*\*.

\*\*Works together with Adaptive Cruise Control



# SUPREMACY RETURNS WITH GRANDEUR

---

Make your entrance that much grander with premium Honda Genuine and Authorised Accessories.

***Modulo***  
Honda Custom Performance  
*Honda Genuine Accessories*



## AERO PACKAGE (1.5 Variant)

Add a touch of sportiness with a bolder stance.



FRONT AERO BUMPER



RUNNING BOARD



REAR AERO BUMPER (1.5)

## AERO PACKAGE (2.0 Variant)

Add a touch of sportiness with a bolder stance.



FRONT AERO BUMPER



RUNNING BOARD



REAR AERO BUMPER (2.0)



EXHAUST PIPE FINISHER\*

## URBAN PACKAGE

Tasteful accents complement your CR-V's sleek lines elegantly.



DOOR VISOR



REAR BUMPER PROTECTOR



ILLUMINATED SIDE STEP

## UTILITY PACKAGE

Enhance your CR-V's utility with practical add-ons.



CARGO TRAY



CARGO NET



TRUNK ORGANISER



SUN SHADE

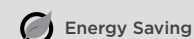


DOOR PROTECTOR FILM

## OTHER ITEMS

### Honda AUTHORISED WINDOW TINT FILM

Tint Film Package	TSER**	Tint Film Package	TSER**
Horizon Safety	50%	Horizon Safety +	58%
Ray Barrier 4	52%	Ray Barrier 4 +	60%
Ray Barrier 6	52%	Horizon Security Premium +	60%
Ray Barrier Premier 6	58%	Ray Barrier 6 +	60%
		Ray Barrier Premier 6 +	60%



Energy Saving



JPJ Compliant



Shielded From Harmful Rays



Long Lasting Performance



5 years Manufacturing Warranty

Stolen Vehicle Recovery (Security System)



\*Applicable for 2.0 2WD variant only.

\*\*Total Solar Energy Rejection (% reflects highest performance window in a package).

Actual model, features and specifications may vary in detail from image shown. Subject to change without prior notice.

# Specifications

ENGINE	2.0 2WD	1.5 TC 2WD	1.5 TC 4WD	1.5 TC-P 2WD
Engine Type	4 Cylinder, 16 Valve, SOHC i-VTEC		4 Cylinder, 16 Valve, DOHC VTEC TURBO	
Displacement (cc)	1,997		1,498	
Fuel Supply System	Electronic Fuel Injection (PGM-FI)		Electronic Fuel Injection (PGM-FI)	
Maximum Power [PS(kW)@rpm]	154(113)@6,500		193(142)@5,600	
Maximum Torque [Nm(kg-m)@rpm]	189(19.3)@4,300		243(24.8)@2,000-5,000	

TRANSMISSION				
Transmission Type	Continuous Variable Transmission (CVT)		Continuous Variable Transmission (CVT)	

PERFORMANCE				
Maximum Speed (km/h)	193		200	
Acceleration 0 - 100km/h (secs)	11.3		8.8	8.8

STEERING SYSTEM				
Type	Electric Power Steering (EPS)		Electric Power Steering (EPS)	
Turning Radius at Body (m)	5.9		5.9	

SUSPENSION SYSTEM				
Front Type	MacPherson Strut		MacPherson Strut	
Rear Type	Multi Link		Multi Link	

BRAKE SYSTEM				
Front	Ventilated Disc		Ventilated Disc	
Rear	Solid Disc		Solid Disc	
Parking Brake	Electric Parking Brake		Electric Parking Brake	

TYRES & WHEELS				
Alloy Wheels	17"		18"	
Tyre Size	235/65R17		235/60R18	
Spare Wheel	Full Size		Full Size	

DIMENSIONS				
Length x Width x Height (mm)	4,584 x 1,855 x 1,679		4,584 x 1,855 x 1,689	4,584 x 1,855 x 1,679
Wheelbase (mm)	2,660		2,660	
Tread (Front / Rear) (mm)	1,601/1,617		1,598/1,613	1,601/1,617
Curb Weight (kg)	1,520		1,595	1,549
Boot Capacity (litre)    Rear Seat Up	522		522	
Boot Capacity (litre)    Rear Seat Down	1,084		1,084	
Ground Clearance (mm)	198		208	198



Obsidian Blue Pearl  
(B-588P)



Dark Olive Metallic  
(G-546M)



Modern Steel Metallic  
(NH-797M)



Lunar Silver Metallic  
(NH-830M)



White Orchid Pearl  
(NH-788P)

# Major Equipment

EXTERIOR	2.0 2WD	1.5 TC 2WD	1.5 TC 4WD	1.5 TC-P 2WD
Headlights	LED	LED	LED	LED
Auto Headlights	•	•	•	•
Auto High Beam	-	-	-	•
Active Cornering Lights	-	-	-	•
Daytime Running Lights	LED	LED	LED	LED
Front Fog Lights	LED	LED	LED	LED
Side Mirrors with Turning Lights	•	•	•	•
Power Adjustable & Retractable Side Mirrors	•	•	•	•
Outer Door Handle	Body Colour	Body Colour	Body Colour	Body Colour
Auto Wiper	-	•	•	•
Tailgate Spoiler	•	•	•	•
Programmable Power Tailgate	-	-	-	•

INTERIOR & CONTROL				
Seating Capacity	5	5	5	5
Walk Away Auto Lock	•	•	•	•
Smart Entry with Push Start Button	•	•	•	•
Paddle Shift	•	•	•	•
Cruise Control	•	•	•	•
ECON Button	•	•	•	•
Full Colour LCD Meter	•	•	•	•
Dual Zone Air Conditioning	•	•	•	•
Rear A/C Ventilation	•	•	•	•
3 Spoke Leather Steering Wheel	•	•	•	•
Sunglass Compartment Box	•	•	•	•
Upholstery - Black Leather Seats*	•	•	•	•
Interior Garnish	Silver	Wood	Wood	Wood
8-Way Driver Power Seat with Lumbar Support	•	•	•	•
4-Way Passenger Power Seat	•	•	•	•
Rear USB Charger	2	2	2	2
Auto Dim Rearview Mirror	•	•	•	•
Tonneau Cover	•	•	•	•
One-Touch Folding Seat	•	•	•	•

AUDIO	2.0 2WD	1.5 TC 2WD	1.5 TC 4WD	1.5 TC-P 2WD
7" Advanced Display Audio	•	•	•	•
Apple Carplay™ & Android Auto™ Connectivity**	•	•	•	•
2 USB/HDMI	•	•	•	•
Hands-Free Telephone with Voice Recognition	•	•	•	•
8 Speakers	•	•	•	•

SAFETY & SECURITY				
Dual Front SRS Airbags	•	•	•	•
Side Airbags	•	•	•	•
Side Curtain Airbags	•	•	•	•
Front Seatbelt 3-point ELR	•	•	•	•
Rear Seatbelt 3-point ELR x 3	•	•	•	•
Rear Seat ISO Fix	•	•	•	•
Vehicle Stability Assist (VSA) with Agile Handle Assist (AHA)	•	•	•	•
Anti-lock Braking System (ABS)	•	•	•	•
Electronic Brake Distribution (EBD)	•	•	•	•
Auto Brake Hold (ABH)	•	•	•	•
Brake Assist (BA)	•	•	•	•
Hill Start Assist (HSA)	•	•	•	•
Emergency Stop Signal (ESS)	•	•	•	•
4 Corner Reverse Sensors	•	•	•	•
4 Corner Front Sensors	-	•	•	•
Multi-angle Rearview Camera	•	•	•	•
Honda LaneWatch Camera	-	-	-	•
Security Alarm with Immobiliser	•	•	•	•
Honda Sensing™ (FCW, CMBS, LDW, LKAS, RDM, ACC, LSF)	-	-	-	•

• Standard

Actual model, features and specifications may vary in detail from images shown.

Subject to change without prior notice.

\*Combi Leather

\*\*Android Auto™ will be available upon official launch of the service in Malaysia.

## Honda New Service Package



5-year  
Warranty  
with  
Unlimited  
Mileage.\*\*\*



Applicable up to 5 times  
within 100,000km or  
5 years.\*\*\*



ENERGY EFFICIENT VEHICLE\*\*\*

\*\*\*Terms & conditions apply. \*\*\*Applicable for 1.5 TC 2WD & 4WD and 1.5 TC-P 2WD variants only.

Authorised Dealer:

# SUPREMACY RETURNS